



ELA Virtual Learning

Kindergarten

Comprehension

April 10, 2020



Kindergarten ELA Comprehension

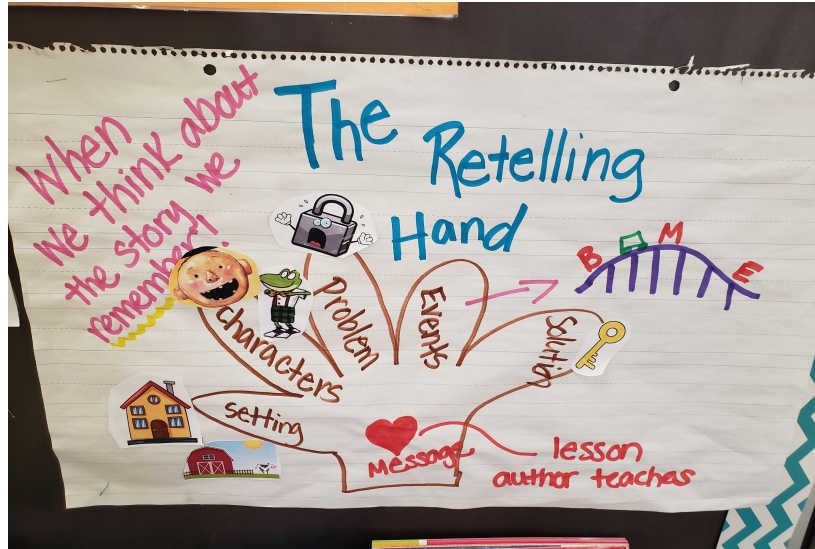
Lesson 15: ELA Comprehension-Beginning, Middle, End. 5 Finger Retell

Learning Target:

Students will be able to retell a story from beginning, middle and end including characters and setting.

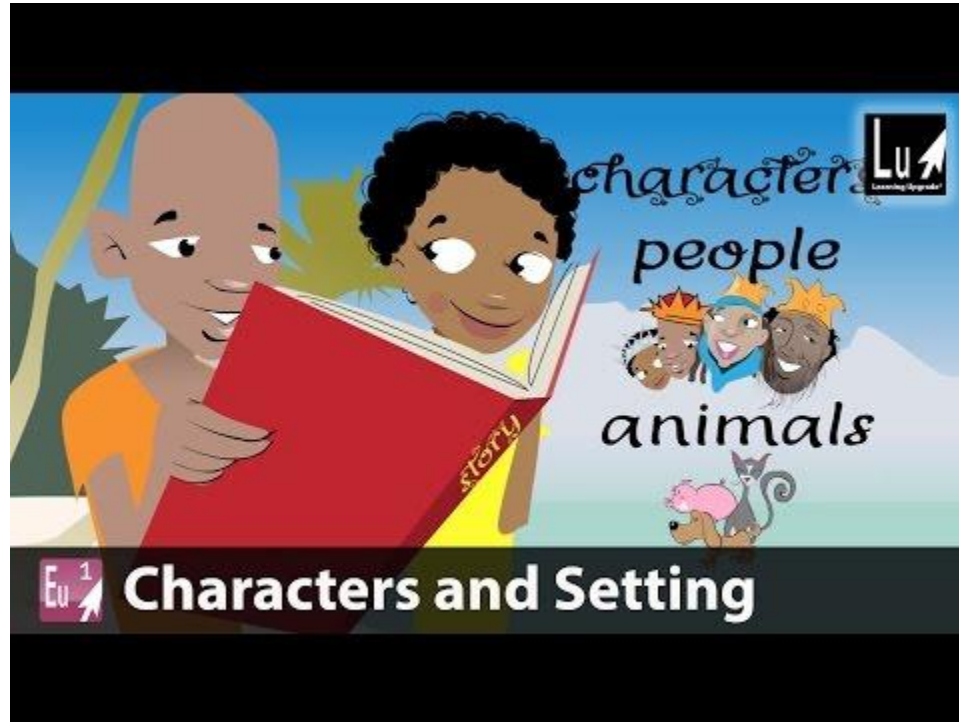
Background: This is a review lesson from our Retelling Unit

- Students learn to retell information from a fiction story
- Students learn to use information from a fiction story to retell the beginning, middle, and end.
- Students learn to record the information from a fiction story.



Let's Get Started:

[Watch Videos:](#)



Let's Get Started:



[Watch Videos:](#)



Practice #1:

Which picture shows a character?

- Think back to the video you just watched.



Practice #2:

Which picture shows another part of a setting?

Think back to the video.
Remember, it is not just
place!




shutterstock.com • 315651373



Practice #3:

Can you put the pictures in order of beginning, middle, end

- Which picture happens at the beginning?
- Which picture happens in the middle
- Which picture happens at the end?

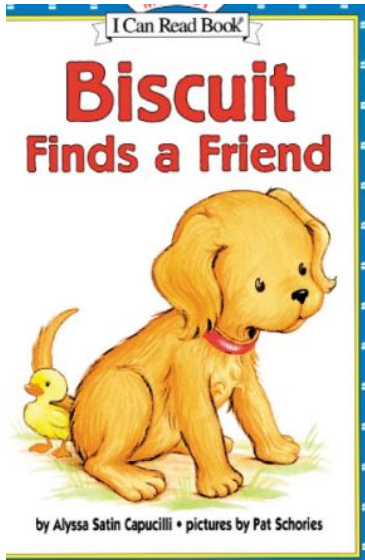


Practice

Retelling Practice!

1. Listen to the story

Click here: [Biscuit Finds A Friend](#)



2. Use these images to help retell.



Characters



Setting

c

1

First

(What happened at the beginning of the story)

2

Second

(What events happened in the middle of the story)

3

Third

(What happened at the end of the story?
What lesson did the character learn?)

MORE Practice on your own:

Go to this website:

[Starfall: The No Tail Cat](#)

1. Click on the Starfall link above
2. Listen to the story and retell it to a family member.



Self Check:

Go tell someone in your home your answers.



1. Was this lesson?

- easy,
- just right
- hard

2. See if you can find a book and retell the character, setting, middle, and end of the story to someone in your home.